

ANDREW
JENNINGS

AGES
9-10

VOCABULARY NINJA



VOCABULARY NINJA WORKBOOK



Learning at Home

Vocabulary activities to support
the National Curriculum at home

BLOOMSBURY

VOCABULARY NINJA WORKBOOK



ANDREW JENNINGS

Contents

3 Introduction

Level 1 Grasshopper

- 4 Object Elaboration
- 5 Dark, Easy, New, Old
- 6 Vocabulary Builder
- 7 Topic Focus –
Ancient Greece



Level 2 Shinobi

- 8 Expanded Elaboration
- 9 Verb Victory
- 10 Adverb Antics
- 11 Topic Focus –
Food Chains and Habitats



Level 3 Warrior

- 12 Coordinating Conjunctions
- 13 Adventurous Alternatives
- 14 Sorting Synonyms
- 15 Colour Connections
- 16 Topic Focus – Queen Victoria



Level 4 Samurai

- 17 'Said' Words
- 18 Crossword Conundrum
- 19 Word Wizardry
- 20 Word Jumble
- 21 Topic Focus – Marvellous Mountains



Level 5 Assassin

- 22 It's All Relative... Pronouns
- 23 Varying 'Very'
- 24 Subordinating Conjunctions
- 25 Alphabet Action
- 26 Topic Focus – Vikings



Level 6 Grand Master

- 27 Personification Powers
- 28 Alphabet A-Z
- 29 Developing Detail
- 30 Secret Ninja Vocabulary
- 31 Topic Focus – Natural Disasters



32 Answers



Introduction

When we think about being successful in education and life, we naturally think of the importance of reading and writing, but not so much vocabulary. Interestingly, in maths a child's understanding of their times tables is seen as crucial, as they are the foundations of any further mathematical activity a child does in school and beyond. Well, vocabulary is just as crucial. Not just for reading and writing, but for the whole curriculum as well as your child's wider understanding of the world around them, how it works and how they communicate with it. Vocabulary, or words, underpins all forms of knowledge acquisition and communication development. Words will literally unlock the doors to a world of understanding for your child.



BLOOMSBURY EDUCATION

Bloomsbury Publishing Plc

50 Bedford Square, London, WC1B 3DP, UK

29 Earlsfort Terrace, Dublin 2, Ireland

BLOOMSBURY, BLOOMSBURY EDUCATION and the Diana logo are trademarks of Bloomsbury Publishing Plc

First published in Great Britain 2021 by Bloomsbury Publishing Plc

Text copyright © Andrew Jennings, 2021

Ninja illustrations copyright © Andrew Jennings, 2021

All other illustrations © Shutterstock, 2021

Andrew Jennings has asserted his right under the Copyright, Designs and Patents Act, 1988, to be identified as Author of this work

Bloomsbury Publishing Plc does not have any control over, or responsibility for, any third-party websites referred to or in this book. All internet addresses given in this book were correct at the time of going to press. The author and publisher regret any inconvenience caused if addresses have changed or sites have ceased to exist, but can accept no responsibility for any such changes

All rights reserved. No part of this publication may be reproduced or transmitted in any form or by any means, electronic or mechanical, including photocopying, recording, or any information storage or retrieval system, without prior permission in writing from the publishers


A catalogue record for this book is available from the British Library

ISBN: PB: 978-1-4729-8099-1; ePDF: 978-1-4729-8089-2

2 4 6 8 10 9 7 5 3 1 (paperback)

Text design by Jeni Child

Printed and bound in China by Leo Paper Products, Heshan, Guangdong



All papers used by Bloomsbury Publishing Plc are natural, recyclable products from wood grown in well managed forests and other sources. The manufacturing processes conform to the environmental regulations of the country of origin

To find out more about our authors and books visit www.bloomsbury.com and sign up for our newsletters

Vocabulary Ninja Workbooks provide a comprehensive introduction to vocabulary, focusing on a variety of areas to enhance your child's curriculum knowledge and develop their reading and writing skills. The range of exciting activities, games and challenges include:

World of Words

A range of activities designed to develop an understanding of the world, focusing specifically on objects and emotions.

Curriculum Topic Vocabulary

Specially-selected vocabulary from key National Curriculum topics covered in each year group to help develop your child's subject-specific vocabulary.

Breadth and Depth Activities

Activities that introduce new and exciting vocabulary, with the primary focus of widening your child's vocabulary and deepening their understanding.

Grammar-Focused Activities

Activities that support the development of grammar and the vocabulary associated with it, in line with the curriculum requirements for grammar.

Vocabulary Laboratory

Games, challenges and puzzles are littered throughout the book, providing engaging and exciting ways for your child to recall and use the vocabulary they have learnt.

Creative Writing

Vocabulary for creative writing is built up throughout the book, starting with a focus on interesting descriptive words and increasing in complexity until finishing with writing activities that enable your child to apply the vocabulary from the earlier stages.



Discussing, using and playing with the vocabulary from each page is just as important as getting the questions right. Where possible, try to use and model the vocabulary from the book during everyday life with your child, finding different contexts to use it in.

How to use this book

This book increases in complexity and challenge across six different sections. Your child should attempt the Grasshopper and Shinobi sections of the book as independently as possible, asking for support where necessary. As your child moves through the rest of the book, adult guidance and support is recommended to ensure your child fully understands each activity and the vocabulary in it. Don't worry though, examples are provided on most pages and answers are available at the back of the book. When your child has finished the activities, you can go to www.vocabularyninja.co.uk to download a certificate.

Object Elaboration

'Elaborate' means to add detail. It's important to learn how to do this in your writing – it makes it more interesting.


We can elaborate on our description of an object by adding words that describe it. When doing this, think of the object's colour, size, material and smell, or even an emotion that you feel about the object.

Here are some everyday objects. Write down an interesting description of each of them. One has been done for you.



the beautiful, wooden guitar

















Dark, Easy, New, Old

Extend your vocabulary by learning lots of different interesting words to use, instead of very common words such as happy, sad, big and small.

Circle three words in each section you can use instead of the word in colour. One has been done for you.

dark

bright **murky** nimble dusky eager obtain assist gloomy

easy

straightforward whisper leave simple effortless occupy maim

new

unused super boast fresh modern ravage perky gain

old

elderly own detest ancient tattered aged splendid travel





Ancient Greek history has some links to things around today. One such link is the soldier whose story inspired the modern marathon race.



Fill in the gaps using the words from the Word Bank. One has been done for you.

Word Bank

- Persians
- defeated
- warn
- Spartan
- ~~invade~~
- retreated
- Marathon
- Athenians
- unprotected
- battle
- victorious

In 490 BC, a Persian army set sail to invade Greece, landing near the city of Marathon. The Athenians, people from the city of Athens, used their army to block the Persian army.

The Athenians sent a soldier called Pheidippides to run to the city of Sparta to ask for the help of the Spartan army.

Back in Marathon, the Athenian and Persian armies fought a battle. The Persians were defeated but they set sail to Athens, which was unprotected because the Athenian army was in Marathon.

Pheidippides went to Athens to warn the people in the city that the Persians were coming. He also told them the Athenian army had been victorious in the Battle of Marathon by saying 'nike', meaning 'victory'. Sadly he died after running so far. But because of his warning, the Athenian army returned from Marathon and the Persian army retreated.



It's important to build your vocabulary word by word. These amazing words have been chosen to expand your vocabulary.

There are four common words below in colour. Each common word has lots of exciting synonyms – words that mean the same – next to it. Read all of the words, then write sentences using two of the words from each list.

Discuss the words with an adult first and develop a sentence together if you are unsure.



beautiful appealing elegant enticing angelic bewitching

Example: Their view of the sea was bewitching.
 Sentence: _____
 Sentence: _____

boring dull repetitive tedious dreary monotonous

Sentence: _____
 Sentence: _____

frightened fearful alarmed panicked spooked petrified

Sentence: _____
 Sentence: _____

mysterious strange puzzling curious baffling inexplicable

Sentence: _____
 Sentence: _____



Make your writing more engaging for the reader by adding descriptions before an object. This is called an expanded noun phrase.


Think about the colours, shapes, emotions or verbs you could use to add interest. Some words have been added already to help you.



the excited, joyful family



the _____, rumbling spaceship



the _____, _____ knight



the _____, _____ forest



the _____, _____ tablet



the _____, _____ seaside



the bristly, _____ paintbrush



Verbs tell us exactly how someone or something is behaving, moving or acting. There is a whole world of exciting verbs out there.

Fill the gaps in the sentences using the verbs from the Word Bank. One has been done for you.



Carl was careful not to destroy the delicate sculpture.

_____ the bike with hot water and soap.

John needed to _____ the test, as he failed the first time.

_____ your friends to the party.

Be sure to _____ the town centre, it's too busy.

_____ for the jar on the top shelf.

Don't _____ with your sister.

You will _____ the windows with the ball.

We always used to _____ where it went.

Use the blocks to _____ a tower.

Use the stick to _____ at the clouds.

I knew she would _____ her lunch.

Word Bank

- avoid
- argue
- build
- Clean
- damage
- ~~destroy~~
- forget
- Invite
- point
- Reach
- repeat
- wonder

