

ANDREW
JENNINGS

AGES
8-9

VOCABULARY NINJA



VOCABULARY NINJA WORKBOOK



Learning at Home

Vocabulary activities to support
the National Curriculum at home

BLOOMSBURY

VOCABULARY NINJA WORKBOOK



ANDREW JENNINGS

Contents

3 Introduction

Level 1 Grasshopper

- 4 Happy, Sad, Big, Small
- 5 Matching Meaning
- 6 Object Elaboration
- 7 Topic Focus –
Boudicca



Level 2 Shinobi

- 8 Word Maze
- 9 Vocabulary Builder
- 10 Adding Adverbs
- 11 Topic Focus –
States of Matter



Level 3 Warrior

- 12 Shades of Meaning
- 13 Face It
- 14 Developing Detail
- 15 Get It Right
- 16 Topic Focus – Teeth



Level 4 Samurai

- 17 Adventurous Alternatives
- 18 Colour Crossing
- 19 Varying 'Very'
- 20 Word Jumble
- 21 Topic Focus – Rivers



Level 5 Assassin

- 22 Word Wizardry
- 23 Enthralling Etymology
- 24 'Say' Words
- 25 Verb Phrase Fun
- 26 Topic Focus – Anglo-Saxons



Level 6 Grand Master

- 27 Secret Ninja Vocabulary
- 28 Prepositions and Phrases
- 29 Alphabet Action
- 30 Story Sentences
- 31 Topic Focus – Battle of Hastings



32 Answers



Introduction

BLOOMSBURY EDUCATION
Bloomsbury Publishing Plc
50 Bedford Square, London, WC1B 3DP, UK
29 Earlsfort Terrace, Dublin 2, Ireland

BLOOMSBURY, BLOOMSBURY EDUCATION and the Diana logo are trademarks of Bloomsbury Publishing Plc

First published in Great Britain 2021 by Bloomsbury Publishing Plc

Text copyright © Andrew Jennings, 2021

Ninja illustrations copyright © Andrew Jennings, 2021

Illustration on page 14 copyright © Ryan Ball, 2021

Middle illustration on page 26 © North Wind Picture Archives / Alamy 2021

All other illustrations © Shutterstock, 2021

Andrew Jennings has asserted his right under the Copyright, Designs and Patents Act, 1988,
to be identified as Author of this work

Bloomsbury Publishing Plc does not have any control over, or responsibility for, any third-party websites referred to or in this book. All internet addresses given in this book were correct at the time of going to press. The author and publisher regret any inconvenience caused if addresses have changed or sites have ceased to exist, but can accept no responsibility for any such changes

All rights reserved. No part of this publication may be reproduced or transmitted in any form or by any means, electronic or mechanical, including photocopying, recording, or any information storage or retrieval system, without prior permission in writing from the publishers

A catalogue record for this book is available from the British Library

ISBN: PB: 978-1-4729-8098-4; ePDF: 978-1-4729-8088-5

2 4 6 8 10 9 7 5 3 1 (paperback)

Text design by Jeni Child

Printed and bound in China by Leo Paper Products, Heshan, Guangdong



All papers used by Bloomsbury Publishing Plc are natural, recyclable products from wood grown in well managed forests and other sources. The manufacturing processes conform to the environmental regulations of the country of origin

To find out more about our authors and books visit www.bloomsbury.com and sign up for our newsletters

When we think about being successful in education and life, we naturally think of the importance of reading and writing, but not so much vocabulary. Interestingly, in maths a child's understanding of their times tables is seen as crucial, as they are the foundations of any further mathematical activity a child does in school and beyond. Well, vocabulary is just as crucial. Not just for reading and writing, but for the whole curriculum as well as your child's wider understanding of the world around them, how it works and how they communicate with it. Vocabulary, or words, underpins all forms of knowledge acquisition and communication development. Words will literally unlock the doors to a world of understanding for your child.



Vocabulary Ninja Workbooks provide a comprehensive introduction to vocabulary, focusing on a variety of areas to enhance your child's curriculum knowledge and develop their reading and writing skills. The range of exciting activities, games and challenges include:

World of Words

A range of activities designed to develop an understanding of the world, focusing specifically on objects and emotions.

Curriculum Topic Vocabulary

Specially-selected vocabulary from key National Curriculum topics covered in each year group to help develop your child's subject-specific vocabulary.

Breadth and Depth Activities

Activities that introduce new and exciting vocabulary, with the primary focus of widening your child's vocabulary and deepening their understanding.

Grammar-Focused Activities

Activities that support the development of grammar and the vocabulary associated with it, in line with the curriculum requirements for grammar.

Vocabulary Laboratory

Games, challenges and puzzles are littered throughout the book, providing engaging and exciting ways for your child to recall and use the vocabulary they have learnt.

Creative Writing

Vocabulary for creative writing is built up throughout the book, starting with a focus on interesting descriptive words and increasing in complexity until finishing with writing activities that enable your child to apply the vocabulary from the earlier stages.



Ninja Tip

Discussing, using and playing with the vocabulary from each page is just as important as getting the questions right. Where possible, try to use and model the vocabulary from the book during everyday life with your child, finding different contexts to use it in.

How to use this book

This book increases in complexity and challenge across six different sections. Your child should attempt the Grasshopper and Shinobi sections of the book as independently as possible, asking for support where necessary. As your child moves through the rest of the book, adult guidance and support is recommended to ensure your child fully understands each activity and the vocabulary in it. Don't worry though, examples are provided on most pages and answers are available at the back of the book. When your child has finished the activities, you can go to www.vocabularyninja.co.uk to download a certificate.

Extend your vocabulary by learning lots of different interesting words to use, instead of very common words such as happy, sad, big and small.

Circle three words in each section you can use instead of the word in colour. One has been done for you.

happy

delighted enable overjoyed tremor nimble ecstatic ooze fell

sad


down scamper glug glum capture prefer upset prefer warn

big

vast fearful numb terrific oversized gargantuan loud proud

small

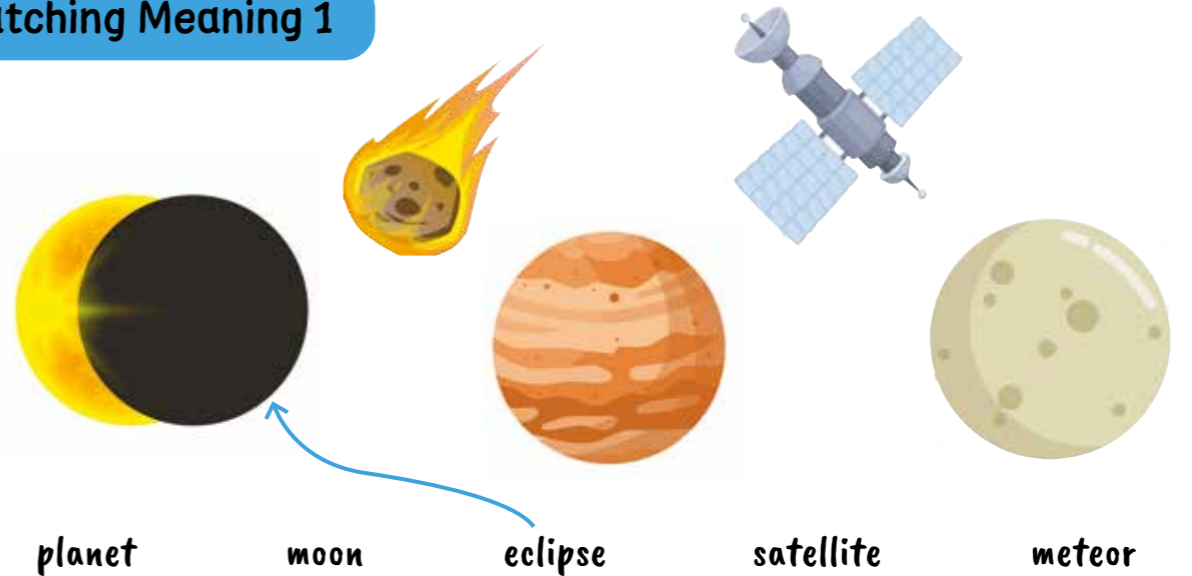
gossip sluggish tiny tiger chat mini appeal little robust




These words are everyday words that we need in our daily lives. They are developed from what we see and do as we grow up.

Draw a line from each word to the matching picture. One has been done for you.

Matching Meaning 1



Matching Meaning 2





Object Elaboration

To 'elaborate' means to add detail. It's important to learn how to do this in your writing – it makes it more interesting.

We can elaborate on our description of an object (noun) by adding words that describe it (adjectives). When doing this, think of the object's colour, size, material and smell, or even an emotion that you feel about the object. Here are some everyday objects. Write down an interesting description of each of them.



the cluttered, untidy shelf of old books



















Topic Focus – Boudicca

Boudicca lived around 2000 years ago. Let's learn some words linked to her life as a Celtic person, her army and her rebellion.

The Celts

Write each word from the Word Bank under the matching picture.













torc


Word Bank

spear Celtic cross hill fort ~~torc~~ roundhouse shield

Boudicca

Fill in the gaps using the words from the Word Bank below.

Boudicca _____ against the Romans after her _____ died and the Romans tried to assume control of her Celtic _____ people and their land. Boudicca lead a _____ and her _____ destroyed three Roman cities. Boudicca was finally _____ at what's now called the Battle of Watling Street.



Word Bank

husband Iceni rebelled defeated army revolt



Word Maze

Can you find your way through the Word Maze?

To get to the finish line, draw lines from each start word to its synonyms – words that mean the same or similar to the start word. Choose one word per line. One has been started for you.



| | | | | | |
|---------------|-----------|---------|---------------|---------|----------|
| scared | | | cold | | |
| bellow | lay | afraid | whimper | chilly | shatter |
| fearful | howl | moist | bitter | deny | jade |
| crush | yell | nervous | allow | denim | biting |
| dash | panicky | mighty | freezing | unsafe | shade |
| worried | place | rest | wintry | chase | curl |
| steal | chat | alarmed | frown | frozen | smile |
| terrified | cease | cry | cause | cherish | sub-zero |
| foolish | petrified | plum | frosty | crept | shift |
| Finish | | | Finish | | |

Copy out all the synonyms you've found! One has been copied for you.

scared

afraid

cold

Vocabulary Builder



It's important to build your vocabulary word by word. Here are some exciting words to use instead of four common words.

There are four common words below in colour, each accompanied by some words you can replace them with. Write two sentences for each section using some of the replacement words instead of the common words.



eat

chew munch swallow consume devour

Example: Because she was hungry, she devoured the meal in front of her

Sentence: _____

Sentence: _____

hungry

starving peckish ravenous

Sentence: _____

Sentence: _____

drink

swallow sip swill swig chug guzzle

Sentence: _____

Sentence: _____

bite

munch chew chomp crunch nibble tear

Sentence: _____

Sentence: _____